

A man with a beard and glasses, wearing a dark suit and tie, is seated at a desk in a modern office. He is looking at a large monitor displaying a complex flowchart or process diagram. In the foreground, a laptop shows a dashboard with various charts and data. A tablet with a bar chart is also on the desk. In the background, other office workers are visible, including a woman in a green top and a man in a suit. The word "Welcome" is overlaid in white text on the man's face.

# Welcome



**ADONIS**  
Business Transformation Suite



**ADONIS**

Business Transformation Suite

# ADONIS 13.0

Bring your BPM data to life.

Like never before.



# Host and Presenter

---



**DJURDIJA OSTOJIC**  
PRODUCT  
MANAGEMENT



**FILIP BISKIC**  
PRODUCT  
MANAGEMENT



# Agenda

---

**01**

Visualize, share and connect on a whole new level in ADONIS 13.0

**02**

Live Demo

**03**

Other great, new features in ADONIS 13.0



# Collaboration and analysis in Focus



Goal: Better analysis and collaboration

The Voice of the Customer

Creating Drafts

User Feedback

Result: ADONIS 13.0

# ADONIS 13.0

The screenshot displays the ADONIS 13.0 interface for process analysis. The main window shows a grid titled "Input/Output Analysis (Process)". The grid has columns representing different processes and rows representing document types. The processes listed are: CP01.00 Create new customer 1.00, CP01.00 Create new customer 1.01, CP02.01-P1 Create credit application ..., CP02.02-P1 Perform credit decision 1.00, MP08.03.03.01 Execution of an Internal..., and SP08.DSS02 Manage Service Reques... The document types listed are: Excerpt from the Commercial Register..., Passport 1.00, Personal ID Card 1.00, Application for Authorisation 1.00, and Credit Application 1.00. A "No references" column is also present. On the right side, there is a configuration panel with "Options" and "Colour" tabs. The "Options" tab is active, showing a dropdown menu for "Input/Output Analysis (Process)", a "Columns:" section with a "Process" dropdown, a "Cell:" section with a "Document" dropdown, and a "Rows:" section with a "Process" dropdown. There are also several toggle switches for options like "Hide 'No references' column", "Hide 'No references' row", "Hide columns without cell objects", "Hide rows without cell objects", and "Colour cells with multiple occurrences".

Analysis Reinvented



The image shows a man in a dark suit, white shirt, and tie, wearing glasses and having a beard. He is sitting at a desk in a bright, modern office, looking at a large monitor. The monitor displays a complex flowchart or process diagram with various nodes and arrows. To his left, a laptop is open, showing a dashboard with several charts and data tables. On the desk, there is also a tablet with a bar chart and a smartphone. In the background, other office workers are visible, including a woman in a green top and a man in a suit, both working at their desks. The overall atmosphere is professional and focused.

# Tool demo

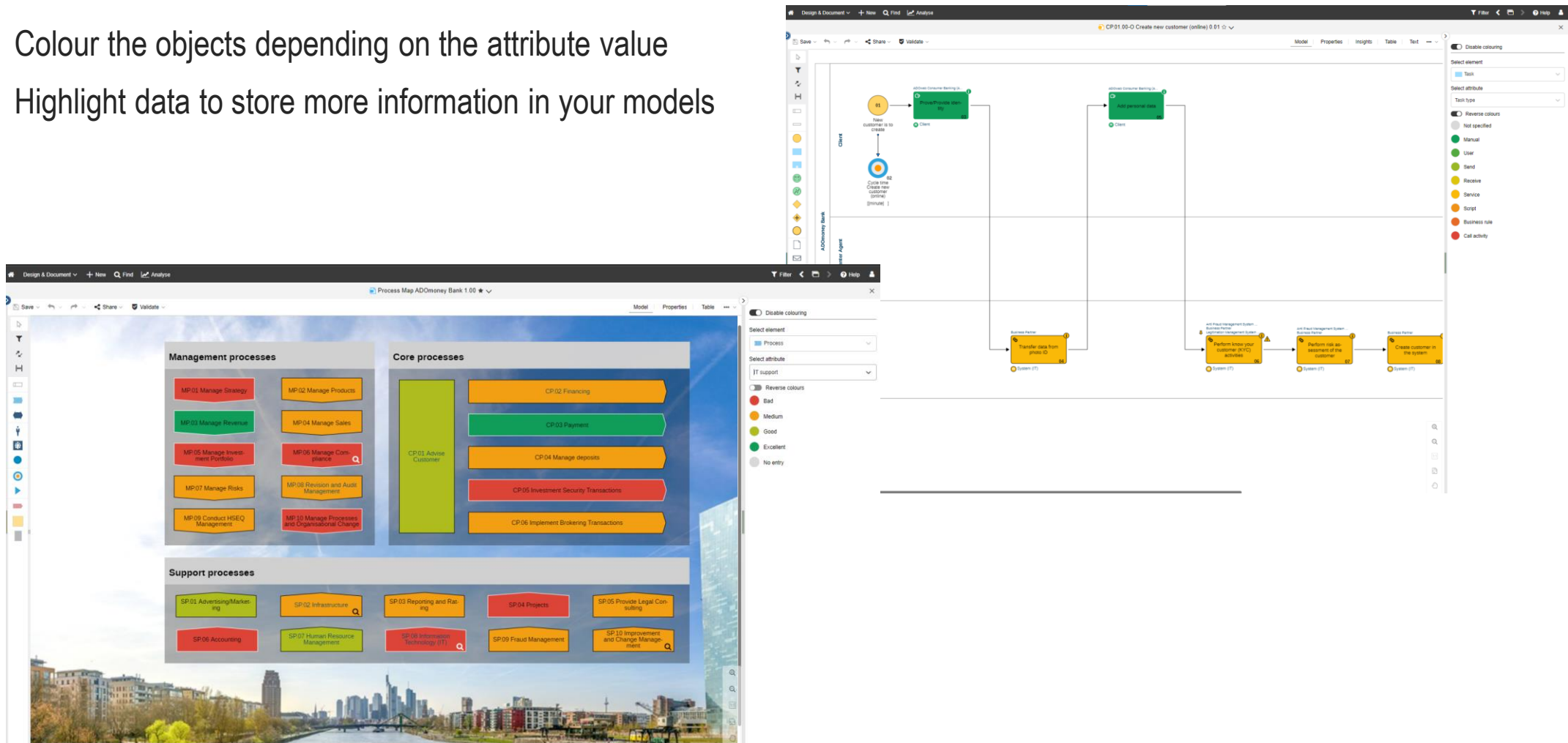


**ADONIS**

Business Transformation Suite

# Heatmaps in the Graphical Editor

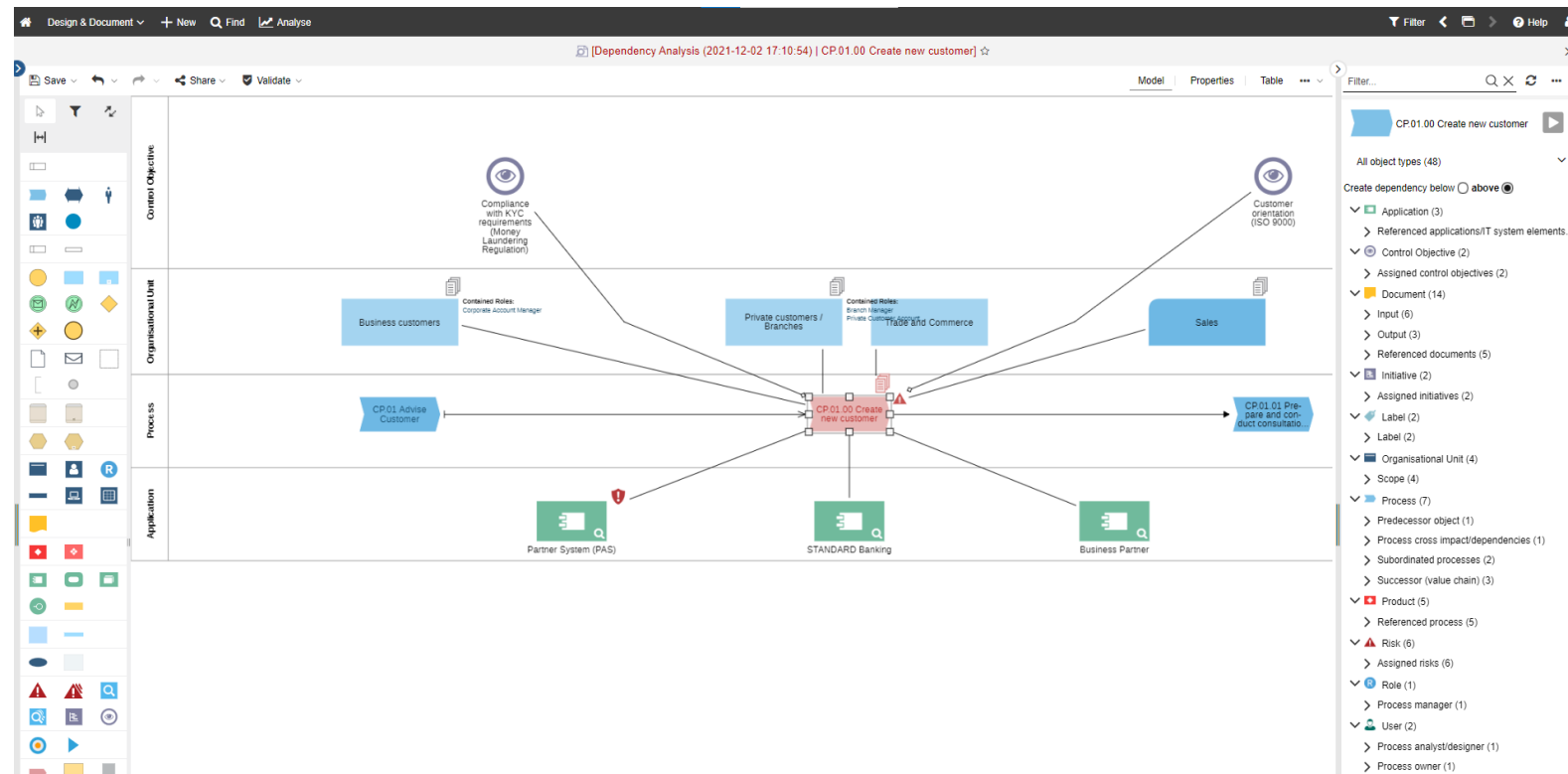
- ▶ Colour the objects depending on the attribute value
- ▶ Highlight data to store more information in your models





# Dependency Analysis

- ▶ New approach
  - ▶ Business Impact Analysis now incorporated into the Dependency Analysis and offered as templates for dependency analyzer
  - ▶ Analyze dependencies from scratch by building your own analysis
  - ▶ Swimlanes represent the layers of hierarchy

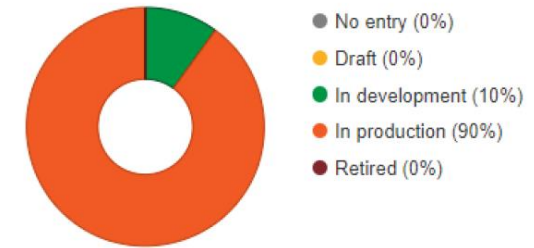


# ADONIS 13.0

## Main new features at a glance

- ▶ Extended Business Process Diagrams Insights Dashboards
- ▶ Extended Application Insights Dashboards
- ▶ Enhanced Management Office Integration
- ▶ REST API now supports BPMN DI
- ▶ and many more

Application Lifecycle



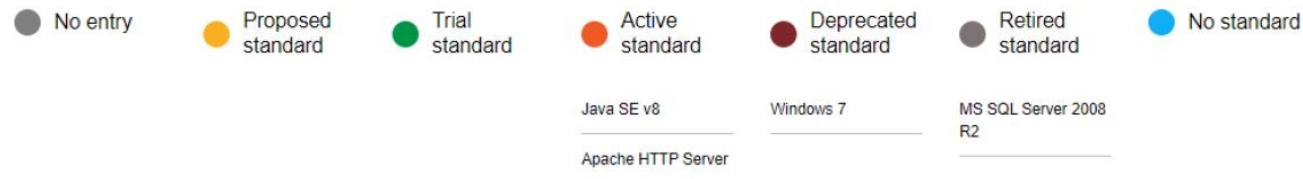
Lifecycle state



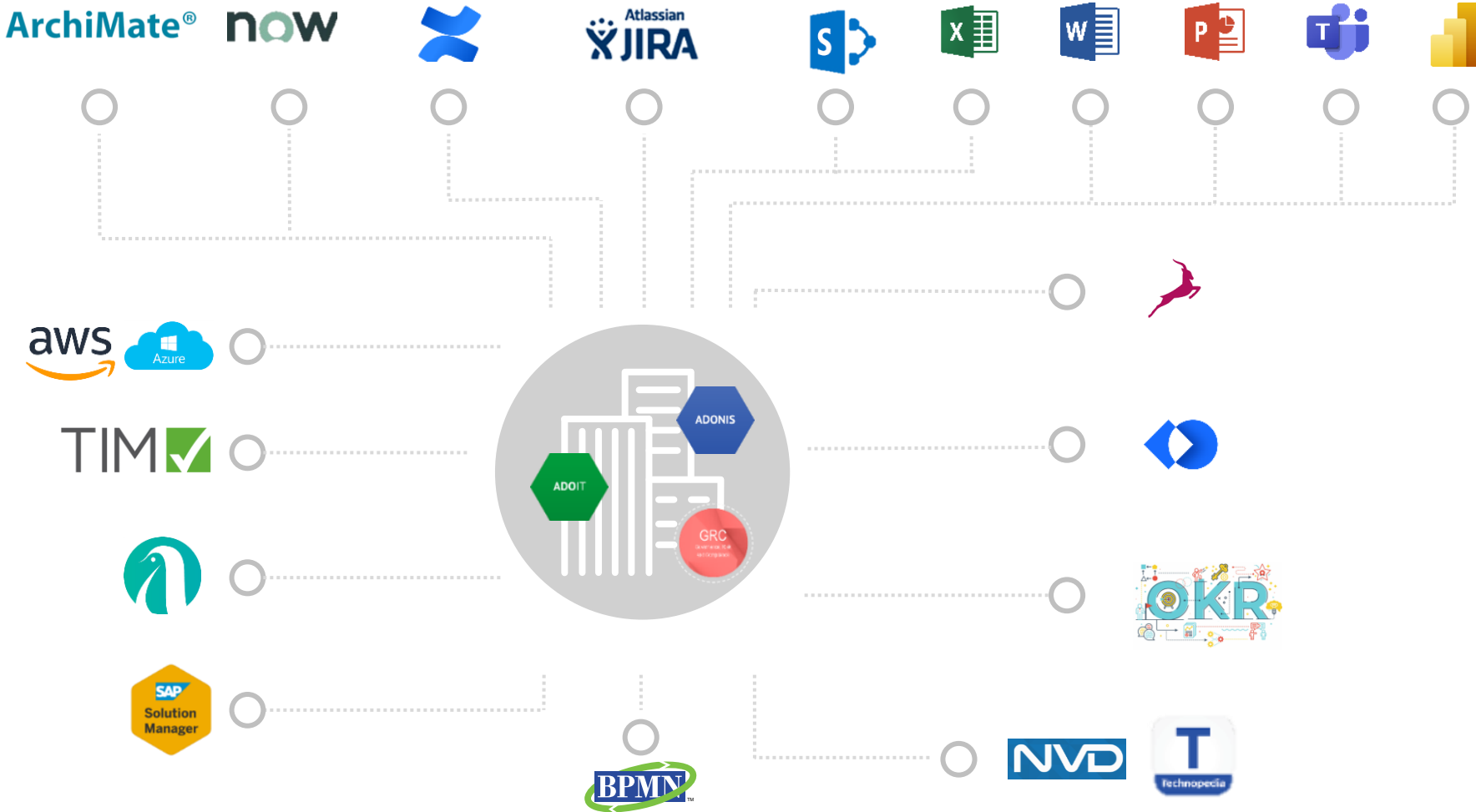
Investment strategy



Technology Roadmap Status

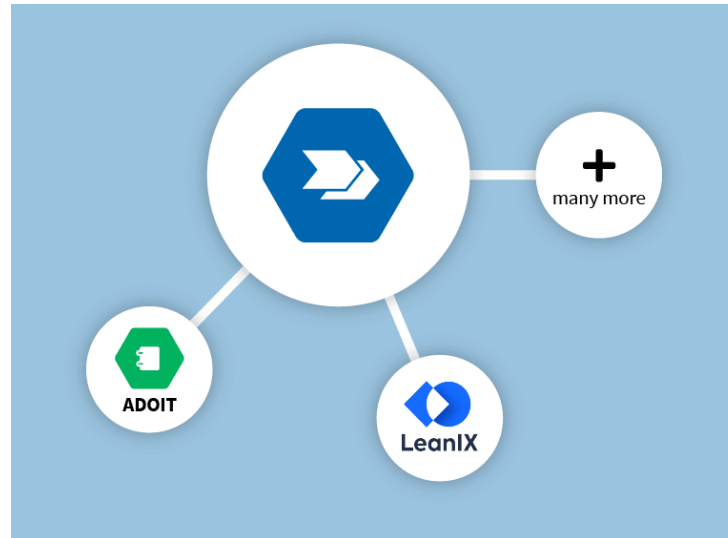


# Ecosystem



# ADONIS Connect for Enterprise Architecture

- ▶ Bring your IT and EA information into ADONIS
  - ▶ Single-source-of-truth principle



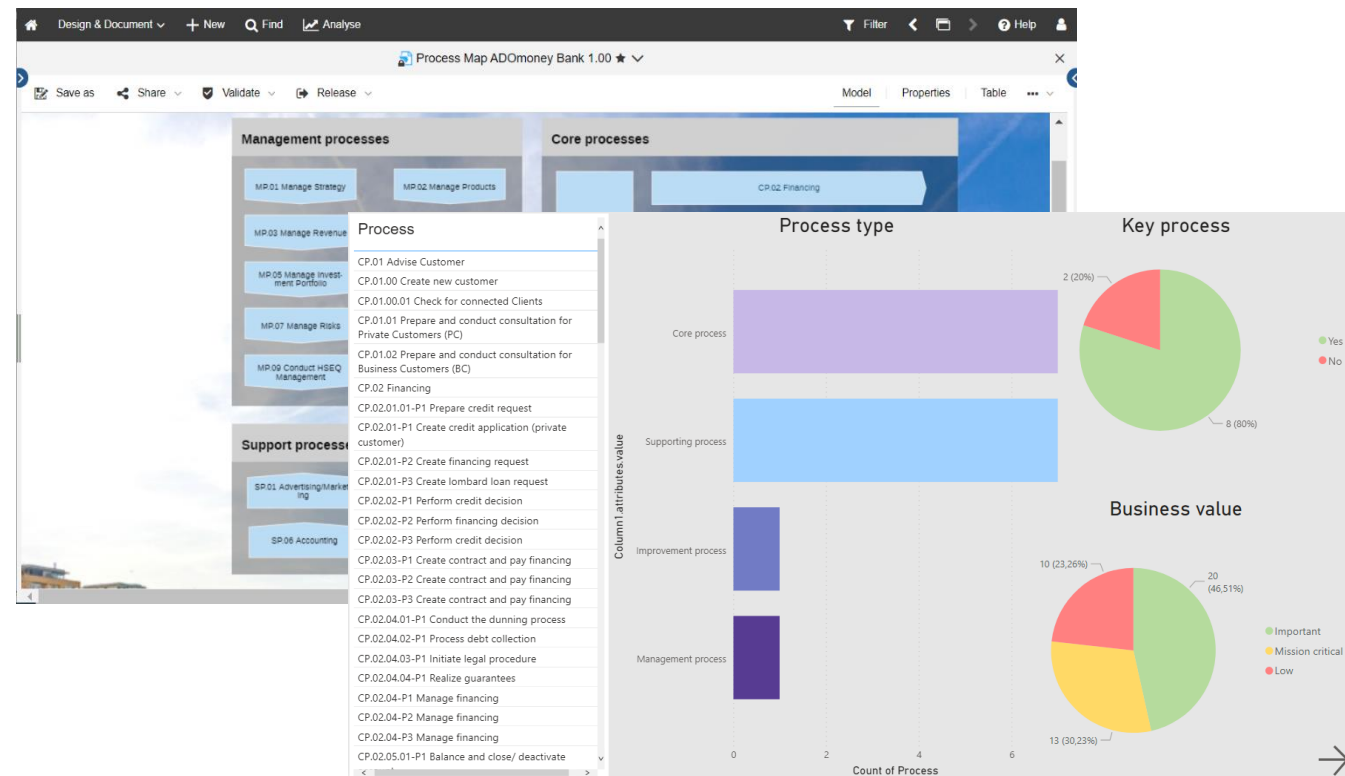
- ▶ ADONIS and ADOIT work even better together
  - ▶ Jump from ADONIS to ADOIT and back
  - ▶ Extended Metamodel to capture more information on your IT portfolio directly in ADONIS



# ADONIS Connect for Power BI

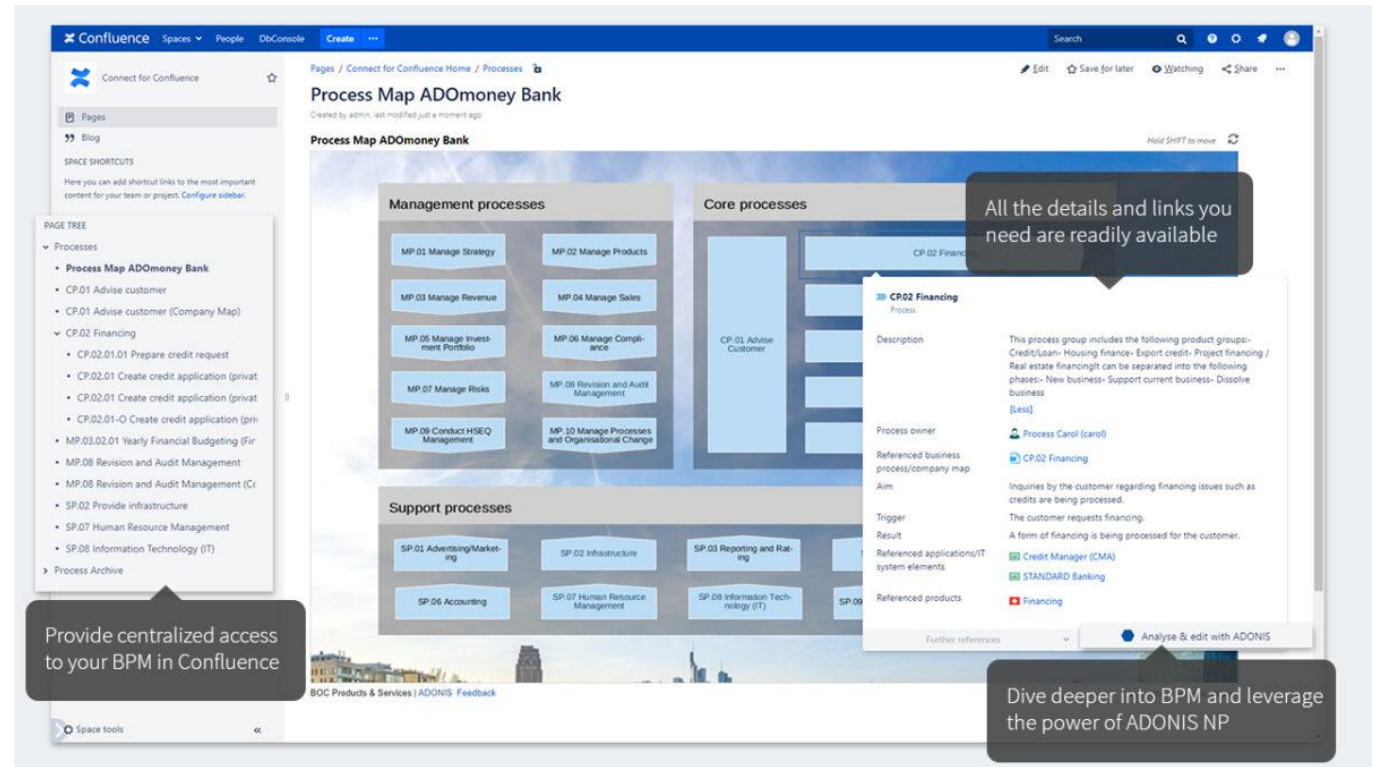
- ▶ Make your processes even more transparent
- ▶ Use the PowerBI templates to visualize ADONIS data and create Management reports
- ▶ Share it with Microsoft Teams or PowerPoint

- ▶ Align different departments in your organization
- ▶ Request your free template in the ADONIS Marketplace



# ADONIS Process Manager for Confluence

- ▶ Publish your BPM information from a Single-source-of-truth directly to your Confluence
- ▶ Latest release 7.1. includes:
  - ▶ New Chart Macro with latest ADONIS 13.0
- ▶ Get in on the Atlassian marketplace by December 31st and save 30%!



The screenshot displays the ADONIS Process Manager for Confluence interface. The main content area shows a process map titled "Process Map ADOMoney Bank" with three main categories: Management processes, Core processes, and Support processes. The Management processes include MP.01 Management Strategy, MP.02 Management Products, MP.03 Management Revenue, MP.04 Management Sales, MP.05 Management Investment Portfolio, MP.06 Management Compliance, MP.07 Management Risks, MP.08 Revision and Audit Management, MP.09 Conduct HSEQ Management, and MP.10 Management Processes and Organisational Change. The Core processes include CP.01 Advise Customer and CP.02 Financing. The Support processes include SP.01 Advertising/Marketing, SP.02 Infrastructure, SP.03 Reporting and Rating, SP.04 Accounting, SP.05 Human Resource Management, and SP.06 Information Technology (IT). A detailed view of the "CP.02 Financing" process is shown on the right, including its description, process owner (Process Carol (carol)), and referenced business process/company map (CP.02 Financing). The description states: "This process group includes the following product groups:- Credit/Loan- Housing finance- Export credit- Project financing / Real estate financing- can be separated into the following phases:- New business- Support current business- Dissolve business [Less]". The process owner is "Process Carol (carol)". The referenced business process/company map is "CP.02 Financing". The aim is "Inquiries by the customer regarding financing issues such as credits are being processed. The customer requests financing. A form of financing is being processed for the customer." The trigger is "Credit Manager (CMA)". The result is "A form of financing is being processed for the customer." The referenced applications/IT system elements are "Credit Manager (CMA)" and "STANDARD Banking". The referenced products are "Financing".

Provide centralized access to your BPM in Confluence

All the details and links you need are readily available

Dive deeper into BPM and leverage the power of ADONIS NP

# CONNECT WITH US

## AND FEEL OUR HEARTBEAT



Free Webinars and regional Events  
Trending Topics in BPM, EA & GRC  
Updates, News & Highlights

[www.boc-group.com/newsletter](http://www.boc-group.com/newsletter)



**ADONIS**  
Business Transformation Suite